

# Treatment and Research of a Floral Still Life Painting

Elizabeth Robson



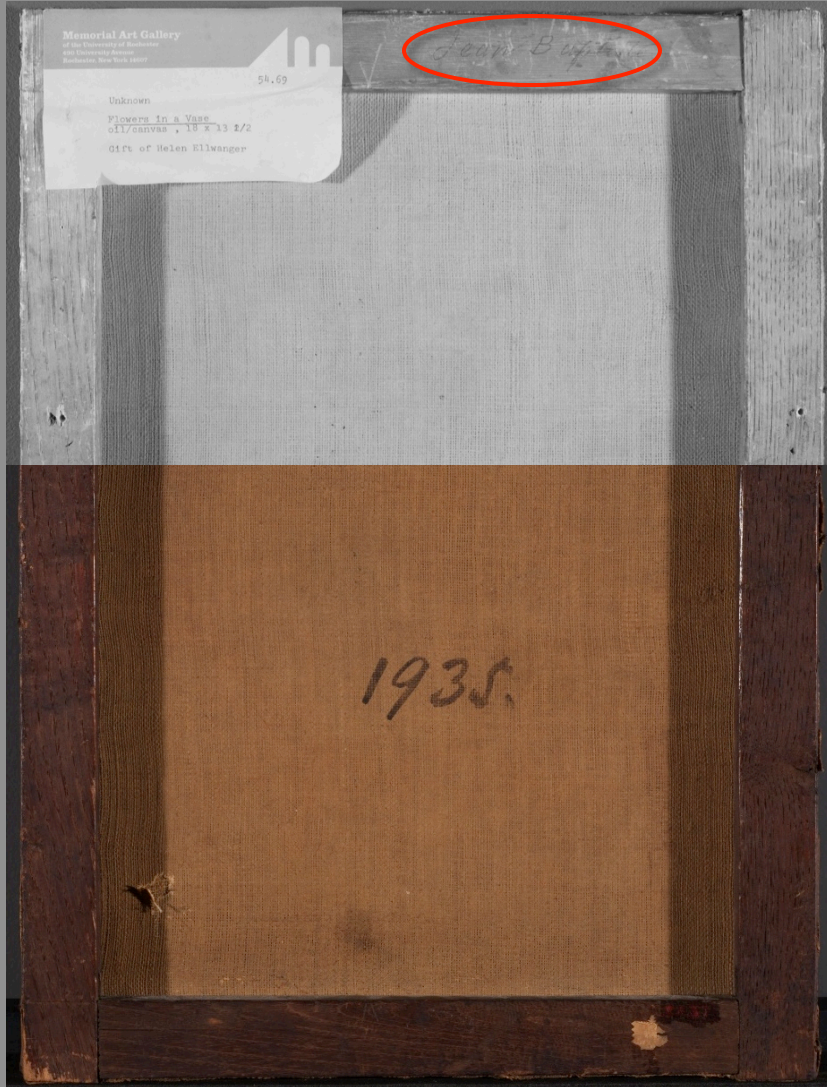
"Flowers in a Vase"  
Anonymous  
Oil on canvas  
18 1/8 x 13 5/8 inches



Class of 2019

Supervisors: James Hamm and Fiona T. Beckett  
Patricia H. and Richard E. Garman Art Conservation Department  
Buffalo State College

# Scope and Research



Before Treatment, Back, Normal and reflected infrared illumination



“Flowers in a glass vase” (above)  
Attr. Jean-Baptiste Monnoyer  
Oil on canvas  
15 x 11 3/8 inches



“Sumptuous Still Life with Flowers, Fruits, and Precious Vessels” (left)  
Jean-Baptiste Monnoyer (1634-1699)  
Ca. 1665  
Oil on canvas  
57 1/2 x 74 3/4 inches


# Treatment and Results (and Future Steps)



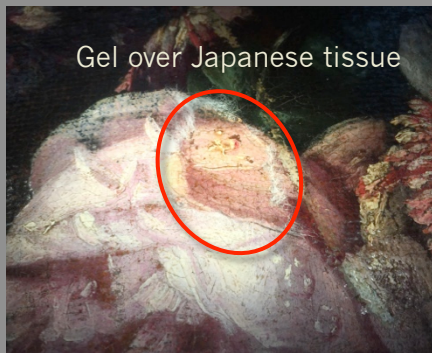
After aqueous cleaning with 2% TAC, Normal illumination



During varnish removal, Normal illumination, right half cleaned and saturated with odorless mineral spirits



During varnish removal, right half cleaned, UVA illumination (320-400 nm), red circle is approximate area cleaned with ethanol + 10% benzyl alcohol



Gel over Japanese tissue



Details during varnish removal (left) and after (right), iPhone snapshots

## Gel Recipe:

- 100 mL acetone
- 1 g Carbopol
- 100 mL deionized water
- 10 mL Triethanolamine (TEA)